



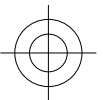
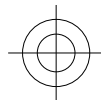
BOOKLET - STANDARD JEWEL CASE
A0064.03
FLAT: 9.5" x 4.719"
FINISHED: 4.75" x 4.719"
08/31/98

 1/8" BLEED ZONE
 1/16" SAFETY ZONE

It is important that the template you are using is the current version. The revision level and template name are located in the upper left corner of the template.

To verify the current revision level, refer to the Sony Disc Manufacturing Approved Template List. If a Template List is not available, you may contact your Project Coordinator or the Sony Disc Manufacturing Web Site at <http://sdm.sony.com> for assistance.

If you find a discrepancy, please request a current version.



4.719"

PLEASE READ:

This template can be used to create all the pages for a stapled booklet. **BEFORE YOU START**, copy the items on the blank page (crop marks, etc.) and then insert new pages, copying the crop marks as you go. Remember that the booklets must be designed as printer spreads, not reader spreads (for example, in an 8 page stapled booklet, pages 2 & 7 adjoined, not 2 & 3). The live area for all panels in a stapled booklet is 4.75", unlike the panel dimensions of the non-stapled folders. Please number your pages in the area indicated below and make a dummy so we know exactly how your booklet assembles.

If you are using this template for printing on the inside pages (the other pages excluding the cover spread) of your booklet in CMYK color, you must keep in mind that an additional \$100 charge is incurred for full-color printing. To avoid this charge, be sure to set up this panel as a 1-color grayscale (black only). If you opt to pay the additional \$100 for full-color printing on both sides of your booklet, you can have full color on both sides of your traycard at no additional charge. Conversely, if you opt to do your inside booklet in grayscale, you must have your inside tray in grayscale as well to avoid the \$100 full-color fee. Any questions about this, be sure to contact our sales or graphics departments. Remember to extend images and solid color fills 1/8" (.125") beyond the cut marks. Once you have read this message and understand its contents, please remove or move this text box out of this template's image area.

□

4.75"

4.75"

9.5"

